



# Regulatory Compliance Testing CERTIFICATE OF ANALYSIS

DATE ISSUED: 05/27/2023

2305OPT1978.7733

## SAMPLE NAME: Verde Industrial Plaza LLC

Matrix: Plant | Type: Flower - Cured  
Strain Name: Durban OG | Classification:

## CULTIVATOR/MANUFACTURER:

Business Name: Verde Industrial Plaza LLC  
License: 00000043ESPE02331128

Address: 775 N Industrial Dr, Camp Verde AZ, AZ 86322

## SAMPLE DETAIL:

Batch Number:  
GSC230502H

Date Received:  
05/20/2023

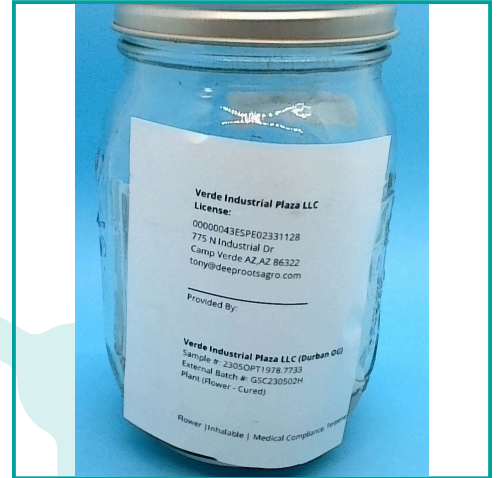
Batch Size:

External Lot ID:

Sample Size:

Other Information:

Unit Mass:  
g



Scan QR code to verify authenticity of results.

## CANNABINOID ANALYSIS SUMMARY

Total THC: 29.8898%  
Δ9-THC + (THCa \* 0.877)

Total Cannabinoids: 35.9552%  
CBD + CBDa + CBG + CBGa + CBN + Δ8-THC + Δ9-THC + THCa + THCV

Total CBD: ND  
CBD + (CBDa \* 0.877)

## SAFETY ANALYSIS SUMMARY

Pesticides:  Pass

Heavy Metals:  Pass

Moisture: Not Tested

Mycotoxins: Not Tested

Residual Solvents: Not Tested

Water Activity: Not Tested

Microbials:  Pass

Foreign Material: Not Tested

## TERPENE ANALYSIS SUMMARY

40 TESTED, TOP 3 SHOWN

β-Caryophyllene: 9.951 mg/g

Farnesene: 4.888 mg/g

α-Humulene: 3.340 mg/g



Data Reviewed by Symone Whalin, Laboratory Technical Director Designee

OnPoint Laboratories LLC | 501 S Main Street, Snowflake, AZ | (928) 457-0222 | <https://www.onpointlaboratories.com> | License #: 00000006LCX100549589  
The results included here represent laboratory testing data and are not compensated for uncertainty. It is the responsibility of the end user to determine if the use of this data is appropriate for the specific application and the intended use. Testing results were obtained using approved methods according to requirements in the quality assurance plan in R9-17-404.05, in the applicable standard operating procedure, and in R9-17-404.03 or R9-17-404.04. Results relate only to the samples received. The report shall not be reproduced except in full without approval of the laboratory can provide assurance that parts of the report are not taken out of context. Limits and required tests are referenced from Laws 2019, Ch. 318, revised A.R.S. Title 36, Chapter 28.1. Q3 testing result is for informational purposes only and cannot be used to satisfy dispensary testing requirements in R9-17-317.01(A) or labeling requirements in R9-17-317 - Q3.



**OnPoint**  
LABORATORIES

# Regulatory Compliance Testing CERTIFICATE OF ANALYSIS

DATE ISSUED: 05/27/2023

2305OPT1978.7733

## CANNABINOID TEST RESULTS: 05/20/2023

Method: HPLC

<b>29.8898%</b>	<b>35.9552%</b>
Total THC	Total Cannabinoids
<b>ND</b>	<b>NT</b>
Total CBD	Moisture (Q3)

Analyte	Qualifier	LOQ	Result	Result
		%	%	mg/g
THCa		0.0300	33.5246	335.246
Δ9-THC		0.0300	0.4887	4.887
Δ8-THC		0.0300	ND	ND
CBDa		0.0200	ND	ND
CBD		0.0200	ND	ND
CBN		0.0040	ND	ND
CBG		0.0040	0.2220	2.220
CBGa		0.0040	1.7199	17.199
THCV		0.0040	ND	ND
Total THC				
Total CBD				
Total			35.9552	359.5520

Data Reviewed by Symone Whalin, Laboratory Technical Director Designee



OnPoint Laboratories LLC | 501 S Main Street, Snowflake, AZ | (928) 457-0222 | <https://www.onpointlaboratories.com> | License #: 00000006LCXI00549589  
The results included here represent laboratory testing data and are not compensated for uncertainty. It is the responsibility of the end user to determine if the use of this data is appropriate for the specific application and the intended use. Testing results were obtained using approved methods according to requirements in the quality assurance plan in R9-17-404.05, in the applicable standard operating procedure, and in R9-17-404.03 or R9-17-404.04. Results relate only to the samples received. The report shall not be reproduced except in full without approval of the laboratory can provide assurance that parts of the report are not taken out of context. Limits and required tests are referenced from Laws 2019, Ch. 318, revised A.R.S. Title 36, Chapter 28.1. Q3 testing result is for informational purposes only and cannot be used to satisfy dispensary testing requirements in R9-17-317.01(A) or labeling requirements in R9-17-317 - Q3.



**OnPoint**  
LABORATORIES

# Regulatory Compliance Testing CERTIFICATE OF ANALYSIS

DATE ISSUED: 05/27/2023

2305OPT1978.7733

## TERPENES TEST RESULTS: 05/26/2023


Method: Agilent Intuvo 9000 gas chromatography direct injection

Analyte	Qualifier	LOQ	Result	Result
		%	%	mg/g
α-Pinene	Q3	0.0400	<LOQ	<LOQ
Camphene	Q3	0.0400	<LOQ	<LOQ
Sabinene	Q3	0.0400	ND	ND
β-Pinene	Q3	0.0400	<LOQ	<LOQ
β-Myrcene	Q3	0.0400	0.1519	1.519
α-Phellandrene	Q3	0.0400	ND	ND
3-Carene	Q3	0.0400	ND	ND
α-Terpinene	Q3	0.0400	ND	ND
Ocimene	Q3	0.0400	ND	ND
δ-Limonene	Q3	0.0400	0.1761	1.761
cis-Ocimene	Q3	0.0400	ND	ND
Eucalyptol	Q3	0.0400	ND	ND
1,4-Cineole	Q3	0.0400	ND	ND
γ-Terpinene	Q3	0.0400	ND	ND
Terpinolene	Q3	0.0400	ND	ND
Sabinene Hydrate	Q3	0.0400	ND	ND
Linalool	Q3	0.0400	0.1315	1.315
Fenchone	Q3	0.0400	ND	ND
Endo-Fenchyl Alcohol	Q3	0.0400	<LOQ	<LOQ
Isopulegol	Q3	0.0400	ND	ND
Camphor	Q3	0.0400	ND	ND
Isoborneol	Q3	0.0400	ND	ND
Menthol	Q3	0.0400	ND	ND
Borneol	Q3	0.0400	ND	ND
α-Terpineol	Q3	0.0400	<LOQ	<LOQ
γ-Terpineol	Q3	0.0400	ND	ND
Nerol	Q3	0.0400	ND	ND
Geraniol	Q3	0.0400	ND	ND
Pulegone	Q3	0.0400	ND	ND
Geranyl Acetate	Q3	0.0400	ND	ND
Farnesene	Q3	0.0400	0.4888	4.888
α-Cedrene	Q3	0.0400	ND	ND
β-Caryophyllene	Q3	0.0400	0.9951	9.951
α-Humulene	Q3	0.0400	0.3340	3.340
Valencene	Q3	0.0400	ND	ND
cis-Nerolidol	Q3	0.0400	ND	ND
Guaiol	Q3	0.0400	ND	ND
Caryophyllene Oxide	Q3	0.0400	<LOQ	<LOQ
Cedrol	Q3	0.0400	ND	ND
α-Bisabolol	Q3	0.0400	0.0438	0.438
<b>Total</b>			<b>2.3212</b>	<b>23.212</b>


### Primary Aromas




Cinnamon



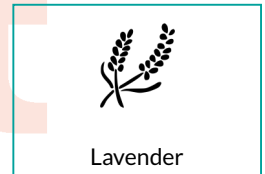
Magnolia



Hops



Lemon



Lavender

Data Reviewed by Symone Whalin, Laboratory Technical Director Designee



OnPoint Laboratories LLC | 501 S Main Street, Snowflake, AZ | (928) 457-0222 | <https://www.onpointlaboratories.com> | License #: 00000006LCXI00549589  
The results included here represent laboratory testing data and are not compensated for uncertainty. It is the responsibility of the end user to determine if the use of this data is appropriate for the specific application and the intended use. Testing results were obtained using approved methods according to requirements in the quality assurance plan in R9-17-404.05, in the applicable standard operating procedure, and in R9-17-404.03 or R9-17-404.04. Results relate only to the samples received. The report shall not be reproduced except in full without approval of the laboratory can provide assurance that parts of the report are not taken out of context. Limits and required tests are referenced from Laws 2019, Ch. 318, revised A.R.S. Title 36, Chapter 28.1. Q3 testing result is for informational purposes only and cannot be used to satisfy dispensary testing requirements in R9-17-317.01(A) or labeling requirements in R9-17-317 - Q3.



# Regulatory Compliance Testing CERTIFICATE OF ANALYSIS

DATE ISSUED: 05/27/2023

2305OPT1978.7733

## MICROBIALS TEST RESULTS: 05/20/2023

Pass

Method: BioRad qPCR

Analyte	Qualifier	Limits/Units	Result	Final Result
E. Coli	D1	CFU/g 100	CFU/g <40.0000	Pass
Yeast & Mold	Q3		NR	NT

Analyte	Qualifier	Limits/Units	Result	Final Result
Salmonella		1g	Not Detected	Pass
Aspergillus fumigatus		1g	Not Detected	Pass
Aspergillus niger		1g	Not Detected	Pass
Aspergillus flavus		1g	Not Detected	Pass
Aspergillus terreus		1g	Not Detected	Pass

# OnPoint LABORATORIES

Data Reviewed by Symone Whalin, Laboratory Technical Director Designee



OnPoint Laboratories LLC | 501 S Main Street, Snowflake, AZ | (928) 457-0222 | <https://www.onpointlaboratories.com> | License #: 00000006LCXI00549589  
The results included here represent laboratory testing data and are not compensated for uncertainty. It is the responsibility of the end user to determine if the use of this data is appropriate for the specific application and the intended use. Testing results were obtained using approved methods according to requirements in the quality assurance plan in R9-17-404.05, in the applicable standard operating procedure, and in R9-17-404.03 or R9-17-404.04. Results relate only to the samples received. The report shall not be reproduced except in full without approval of the laboratory can provide assurance that parts of the report are not taken out of context. Limits and required tests are referenced from Laws 2019, Ch. 318, revised A.R.S. Title 36, Chapter 28.1. Q3 testing result is for informational purposes only and cannot be used to satisfy dispensary testing requirements in R9-17-317.01(A) or labeling requirements in R9-17-317 - Q3.



**OnPoint**  
LABORATORIES

# Regulatory Compliance Testing CERTIFICATE OF ANALYSIS

DATE ISSUED: 05/27/2023

2305OPT1978.7733

## PESTICIDES TEST RESULTS: 05/22/2023

Pass

Method: Agilent Ultivo LC/MS

Pesticides	Qualifier	LOQ	Limit	Result	Final Result	Pesticides	Qualifier	LOQ	Limit	Result	Final Result
		PPM	PPM	PPM				PPM	PPM	PPM	
Abamectin	V1L1	0.2500	0.5000	ND	Pass	Hexythiazox		0.5000	1.0000	ND	Pass
Acephate		0.2000	0.4000	ND	Pass	Imazalil		0.1000	0.2000	ND	Pass
Acequinocyl		1.0000	2.0000	ND	Pass	Imidacloprid		0.2000	0.4000	ND	Pass
Acetamiprid		0.1000	0.2000	ND	Pass	Kresoxim Methyl		0.2000	0.4000	ND	Pass
Aldicarb		0.2000	0.4000	ND	Pass	Malathion		0.1000	0.2000	ND	Pass
Azoxystrobin		0.1000	0.2000	ND	Pass	Metalaxyl		0.1000	0.2000	ND	Pass
Bifenazate		0.1000	0.2000	ND	Pass	Methiocarb		0.1000	0.2000	ND	Pass
Bifenthrin		0.1000	0.2000	ND	Pass	Methomyl		0.2000	0.4000	ND	Pass
Boscalid	V1	0.2000	0.4000	ND	Pass	Myclobutanil	V1	0.1000	0.2000	ND	Pass
Carbaryl		0.1000	0.2000	ND	Pass	Naled		0.2500	0.5000	ND	Pass
Carbofuran		0.1000	0.2000	ND	Pass	Oxamyl		0.5000	1.0000	ND	Pass
Chlorantraniliprole		0.1000	0.2000	ND	Pass	Paclobutrazol	V1	0.2000	0.4000	ND	Pass
Chlorfenapyr	V1	0.5000	1.0000	ND	Pass	Permethrins		0.1000	0.2000	ND	Pass
Chlorpyrifos		0.1000	0.2000	ND	Pass	Phosmet		0.1000	0.2000	ND	Pass
Clofentezine		0.1000	0.2000	ND	Pass	Piperonyl Butoxide		1.0000	2.0000	ND	Pass
Cyfluthrin	L1	0.5000	1.0000	ND	Pass	Prallethrin		0.1000	0.2000	ND	Pass
Cypermethrin		0.5000	1.0000	ND	Pass	Propoxur		0.1000	0.2000	ND	Pass
Daminozide		0.5000	1.0000	ND	Pass	Pyrethrins		0.5000	1.0000	ND	Pass
DDVP		0.0500	0.1000	ND	Pass	Propiconazole		0.2000	0.4000	ND	Pass
Diazinon		0.1000	0.2000	ND	Pass	Pyridaben		0.1000	0.2000	ND	Pass
Dimethoate		0.1000	0.2000	ND	Pass	Spinosad		0.1000	0.2000	ND	Pass
Ethoprophos		0.1000	0.2000	ND	Pass	Spiromesifen		0.1000	0.2000	ND	Pass
Etofenprox		0.2000	0.4000	ND	Pass	Spirotetramat		0.1000	0.2000	ND	Pass
Etoxazole		0.1000	0.2000	ND	Pass	Spiroxamine		0.2000	0.4000	ND	Pass
Fenoxycarb		0.1000	0.2000	ND	Pass	Tebuconazole	V1	0.2000	0.4000	ND	Pass
Fenpyroximate		0.2000	0.4000	ND	Pass	Thiacloprid		0.1000	0.2000	ND	Pass
Fipronil		0.2000	0.4000	ND	Pass	Thiamethoxam		0.1000	0.2000	ND	Pass
Flonicamid	V1	0.5000	1.0000	ND	Pass	Trifloxystrobin		0.1000	0.2000	ND	Pass
Fludioxonil		0.2000	0.4000	ND	Pass						

Data Reviewed by Symone Whalin, Laboratory Technical Director Designee



OnPoint Laboratories LLC | 501 S Main Street, Snowflake, AZ | (928) 457-0222 | <https://www.onpointlaboratories.com> | License #: 00000006LCXI00549589  
The results included here represent laboratory testing data and are not compensated for uncertainty. It is the responsibility of the end user to determine if the use of this data is appropriate for the specific application and the intended use. Testing results were obtained using approved methods according to requirements in the quality assurance plan in R9-17-404.05, in the applicable standard operating procedure, and in R9-17-404.03 or R9-17-404.04. Results relate only to the samples received. The report shall not be reproduced except in full without approval of the laboratory can provide assurance that parts of the report are not taken out of context. Limits and required tests are referenced from Laws 2019, Ch. 318, revised A.R.S. Title 36, Chapter 28.1. Q3 testing result is for informational purposes only and cannot be used to satisfy dispensary testing requirements in R9-17-317.01(A) or labeling requirements in R9-17-317 - Q3.



# Regulatory Compliance Testing CERTIFICATE OF ANALYSIS

DATE ISSUED: 05/27/2023


2305OPT1978.7733

## HEAVY METALS TEST RESULTS: 05/20/2023

Pass

Method: Agilent 7800 ICP MS

Analyte	Qualifier	LOQ	Limit	Result	Final Result
		PPB	PPB	PPB	
Arsenic		200.00	400.00	ND	Pass
Cadmium		200.00	400.00	<LOQ	Pass
Lead		500.00	1000.00	<LOQ	Pass
Mercury		600.00	1200.00	<LOQ	Pass



Data Reviewed by Symone Whalin, Laboratory Technical Director Designee



OnPoint Laboratories LLC | 501 S Main Street, Snowflake, AZ | (928) 457-0222 | <https://www.onpointlaboratories.com> | License #: 00000006LCXI00549589  
The results included here represent laboratory testing data and are not compensated for uncertainty. It is the responsibility of the end user to determine if the use of this data is appropriate for the specific application and the intended use. Testing results were obtained using approved methods according to requirements in the quality assurance plan in R9-17-404.05, in the applicable standard operating procedure, and in R9-17-404.03 or R9-17-404.04. Results relate only to the samples received. The report shall not be reproduced except in full without approval of the laboratory can provide assurance that parts of the report are not taken out of context. Limits and required tests are referenced from Laws 2019, Ch. 318, revised A.R.S. Title 36, Chapter 28.1. Q3 testing result is for informational purposes only and cannot be used to satisfy dispensary testing requirements in R9-17-317.01(A) or labeling requirements in R9-17-317 - Q3.